



FenomPro™

Asthma Monitor



Quick Reference Guide

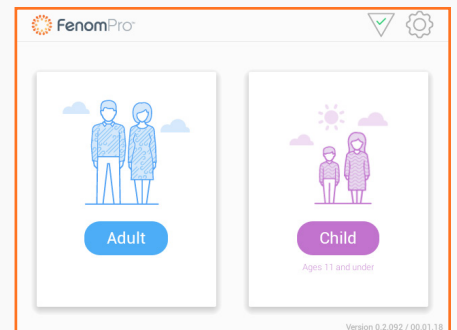
Visit <http://fenomasthma.com/resources> for the full Instructions for Use.



Step 1

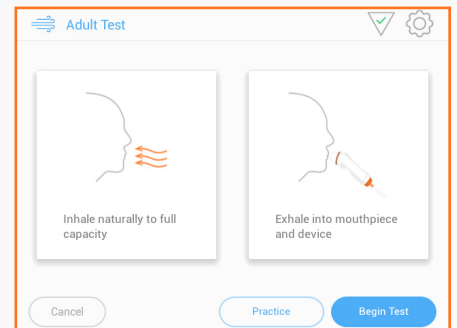
Select the 10-second Adult test, or 6-second Child test for children ages 11 and younger.

Attach a new mouthpiece to the handpiece and twist until secure, making sure not to touch the part that will go into the patient's mouth.



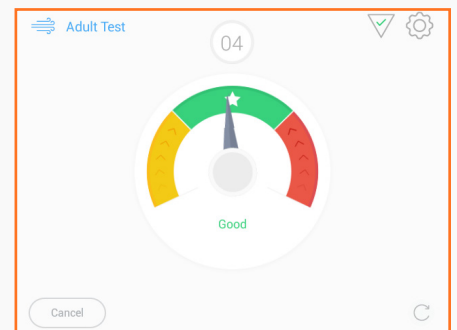
Step 2

For patients who are unfamiliar with the FeNO breath maneuver, select **Practice** until they can successfully perform the maneuver.



Step 3

Instruct the patient to inhale naturally to full capacity, then seal their mouth around the mouthpiece, then exhale steadily until the system tells them to stop. The patient must keep the indicator in the green range.



Step 4

Test results are ready in 28 seconds.

